



Music Virtual Learning

Concert Orchestra

May 14, 2020



Concert Orchestra

Lesson: May 14, 2020

Objective/Learning Target:

Students will be able to build a major and minor triad

Warm-Up





Let's Practice!



Step 4

Have

Air bow!

**only work
on notes!**

**Count out
tough rhythms!**

a plan!

**Choose 10
measures to
focus on!**

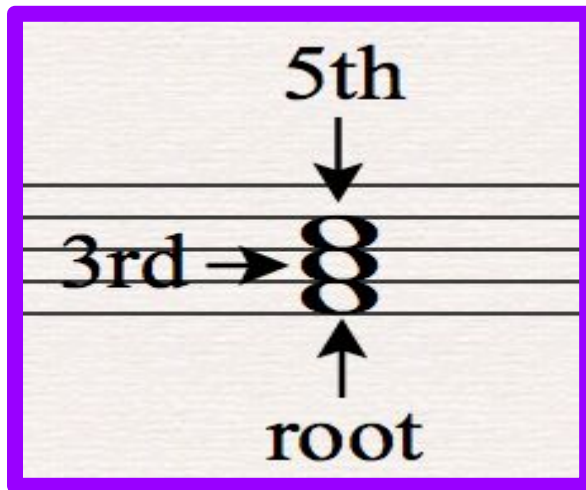
Start at the end and work backwards!

Lesson



What Are Triads?

Triads are made up of 3 notes played on top of each other. You will often hear people describe triads as chords. They consist of a bottom note (**root**), a middle note (**3rd**) and a top note (**5th**):



Review the
4/30 lesson
on intervals
if needed!

What Are Triads?

Watch Here to
Learn More

The video thumbnail features a green border. On the left, a vertical pink bar contains the text "LIBERTY PARK MUSIC". The main area is split: the left side shows a treble clef on a five-line staff with three notes (C, E, G) stacked vertically, with a red circle around the E and G notes. The right side shows a piano keyboard with keys labeled C, D, E, F, G, A, B, C. The text "What is a Triad?" is written in white on a dark pink background above the keyboard. Below the keyboard, the text "Learn Music Theory With Nicole DiPaolo" is displayed.

What Are Triads?

As we learned in the video, there are four types of triads:

1. Major
2. Minor
3. Diminished
4. Augmented

We are going to focus on Major and Minor

Major and Minor Triads



Major triads contain the root note, a major 3rd (4 half steps up), and a 5th.

Ex: C-E-G



Minor triads contain the root note, a minor 3rd (3 half steps up), and a 5th.

Ex: C-Eb-G

Let's Practice!

First, watch the tutorial

The screenshot shows a web browser window with a virtual piano interface. The browser's address bar shows a URL starting with 'sto...'. The page title is 'Virtual piano'. On the left, there is a 'Tools' sidebar with two sections: 'Instruments' (Piano, Guitar, Bass guitar, Drum machine, Metronome) and 'Other' (Musical terms, Interval song chart, Staff paper). The main area features a piano keyboard with black and white keys. Above the keys are buttons for 'Mark', 'Hide note names', 'Play', and 'Clear'. The keyboard has letter labels (C, D, E, F, G, A, B) and number labels (1-5) below the white keys. A green dot is visible on the 'D' key. Below the keyboard, the text reads 'Play piano online' followed by instructions: 'Use your computer keyboard or click on the piano keys to play the piano. The top row of letters on your keyboard correspond to the white keys, and the row of numbers...'. The Windows taskbar at the bottom shows the time as 9:43 AM on 5/7/2020.

Click [Here](#)
for the
Virtual
Piano Lab

Review

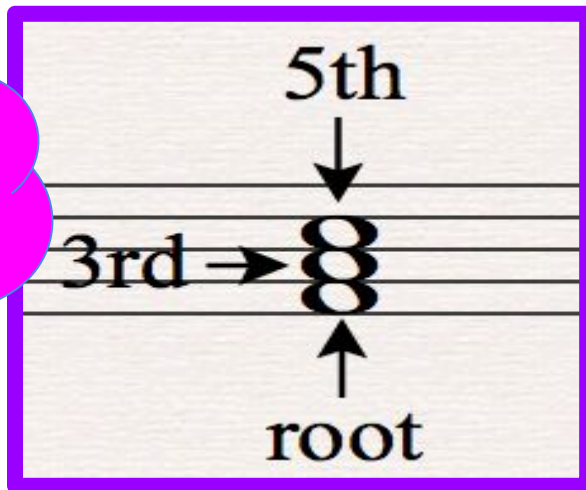


What Are Triads?

Triads are made up of 3 notes played on top of each other. You will often hear people describe triads as chords. They consist of a bottom note (**root**), a middle note (**3rd**) and a top note (**5th**):



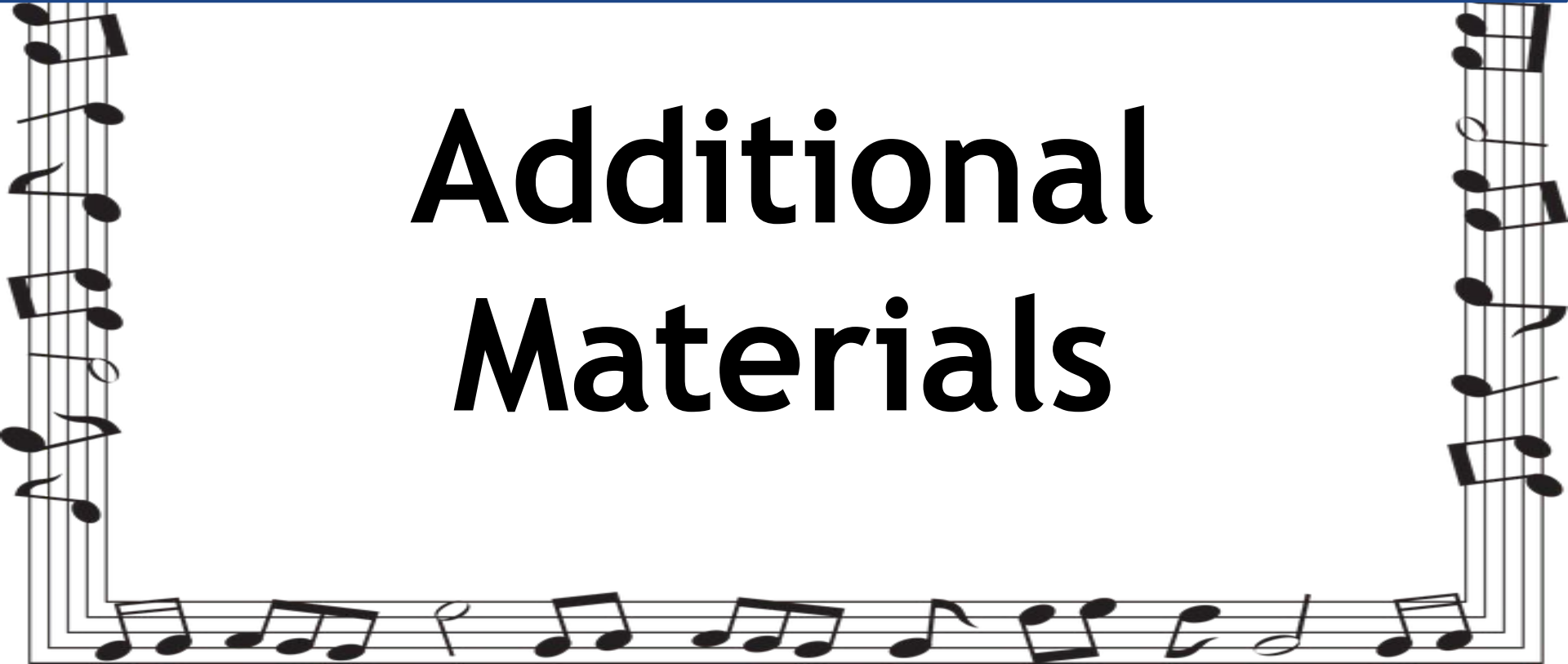
Major triads contain the root note, a major 3rd (4 half steps up), and a 5th.
Ex: C-E-G



Minor triads contain the root note, a minor 3rd (3 half steps up), and a 5th.
Ex: C-Eb-G



Additional Materials



M & M Challenge

Label the keyboard and practice building triads by laying an M & M (or other fun treat) on the notes!



[Click Here to Print](#)

If you don't have access to a printer, go back to the virtual keyboard and practice building more triads.

A decorative border of musical staves and notes surrounds the central text. The border consists of four staves, one on each side, with various musical notes and symbols. The central text is in a large, bold, black font.

Self-Assessment

Triad Word Search Game

Click for [here](#) game sheet. Remember, these are major triads only.

1. Build the notes of the triad

If you don't have access to a printer, you can still practice writing the triads on a separate piece of paper or playing them on the virtual keyboard.

Remember that major triads contain the root, a major third (count 4 half steps) and fifth.

2. Find the chords in the word search

When you are done, check your answers [Click Here](#)